

Instructions of Use

Universal Sling

STANDARD RANGE

Reference: **UNI-IOU**

Product Code/s: **M921500 - Mesh Loops with Head Support,**
M921501 - Mesh Loops no Head Support

Revision: **09.04.2021**

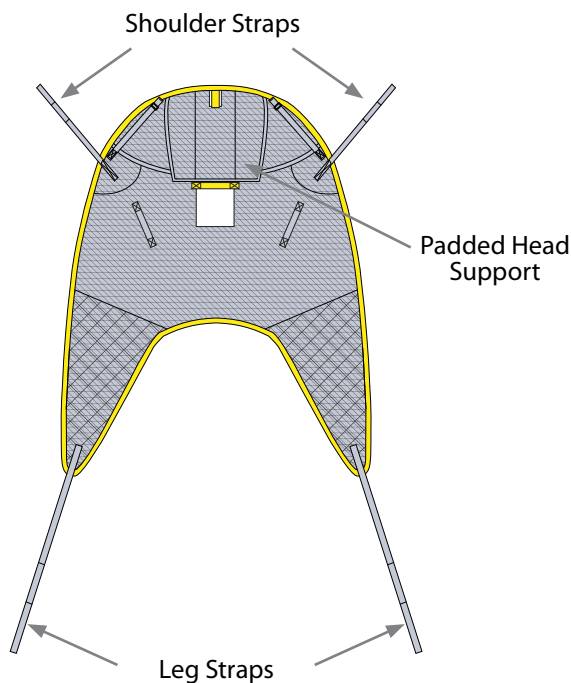
Copyright & Design Rights: **Silvalea.**



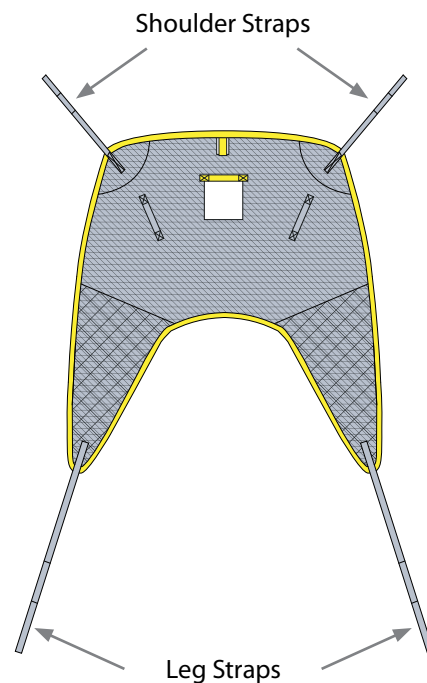
WARNING

Do NOT use clip sling attachments on a loop type spreader bar and Do NOT use loop sling attachments on a stud type spreader bar.

HEAD SUPPORT

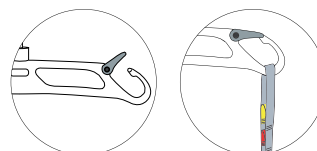


NO HEAD SUPPORT

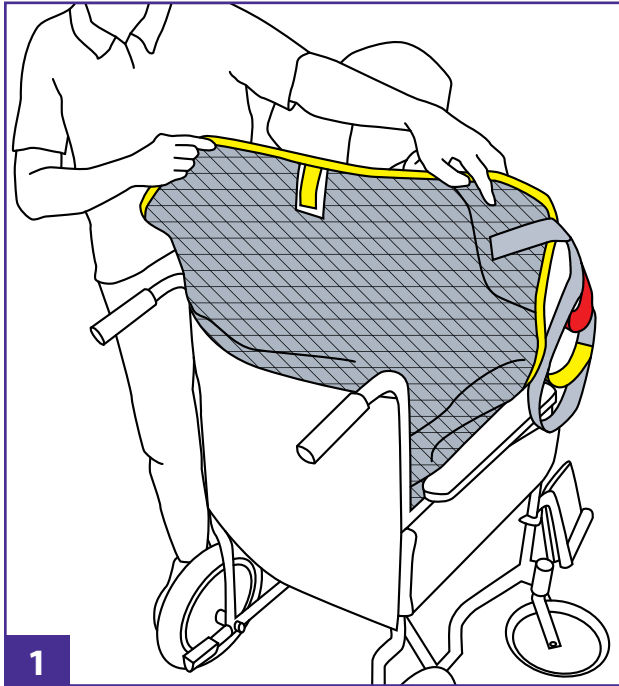


Loop Sling Attachments - Loop Type Spreader Bars:

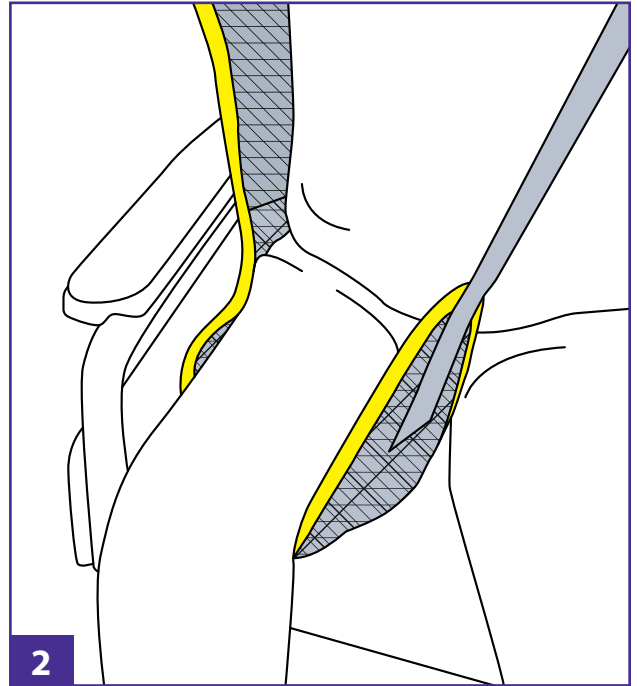
Please note there are many variations of the loop type spreader bar but they should all be used exclusively by slings with: **LOOP SLING ATTACHMENTS**



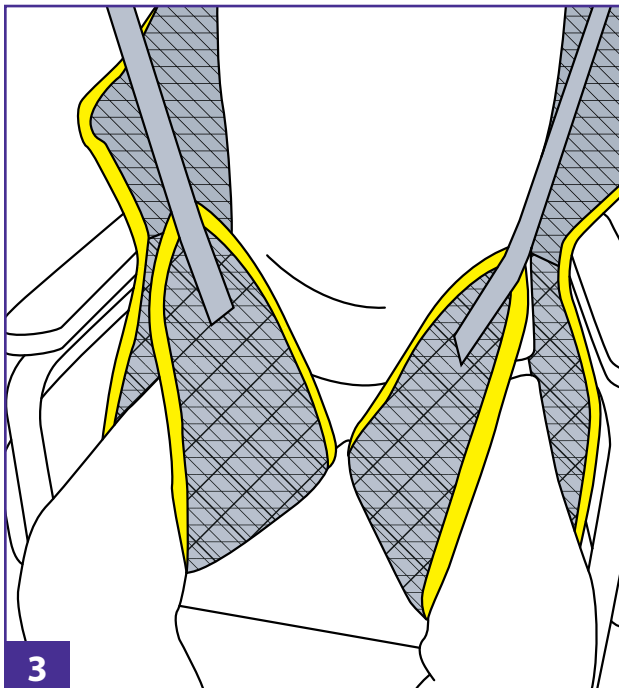
Sling Application:



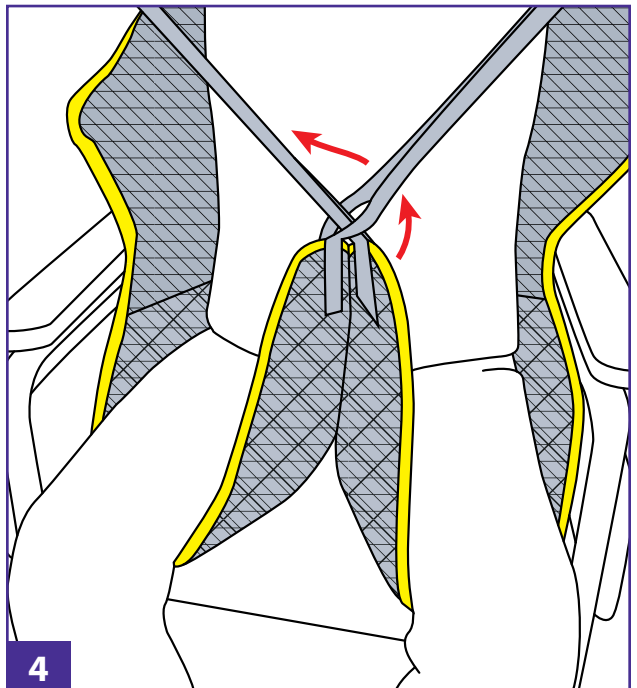
With sling label facing outwards glide sling down back of patient.



Glide the left leg support under the patient's left thigh and bring up between the legs.

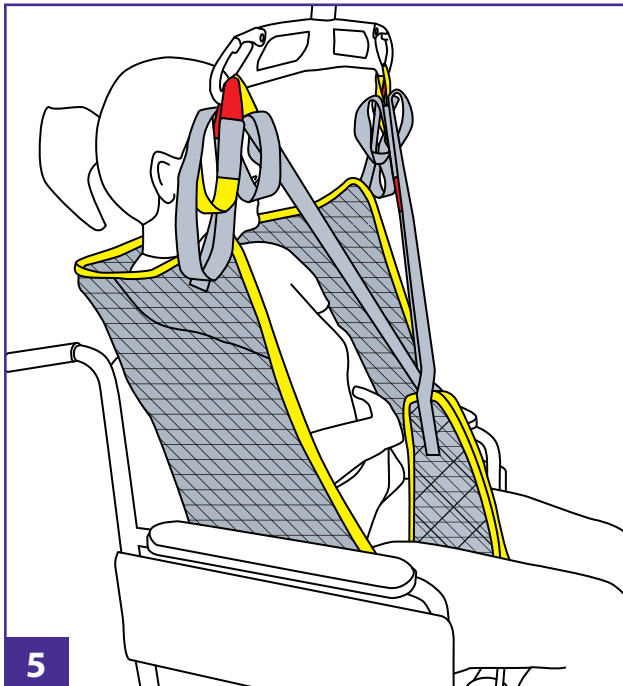


Repeat for the right leg support ensuring that the leg sections are not twisted.

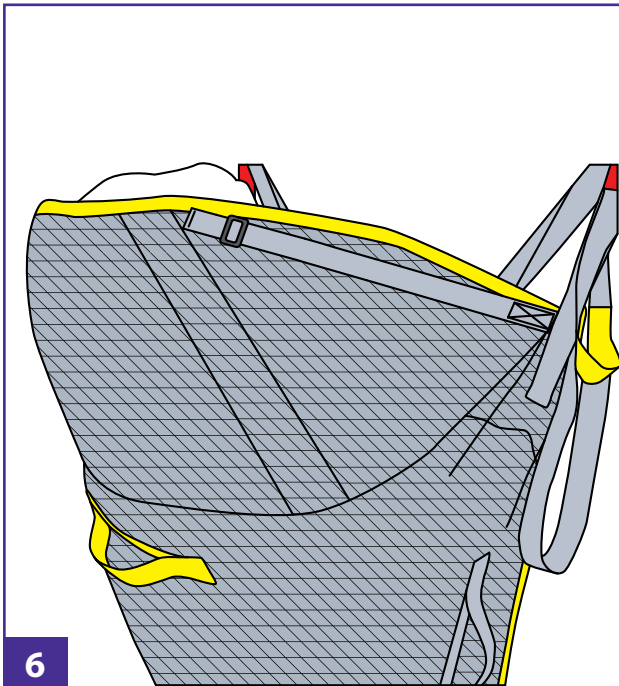


Feed one leg strap through the other to prevent the legs from abducting.

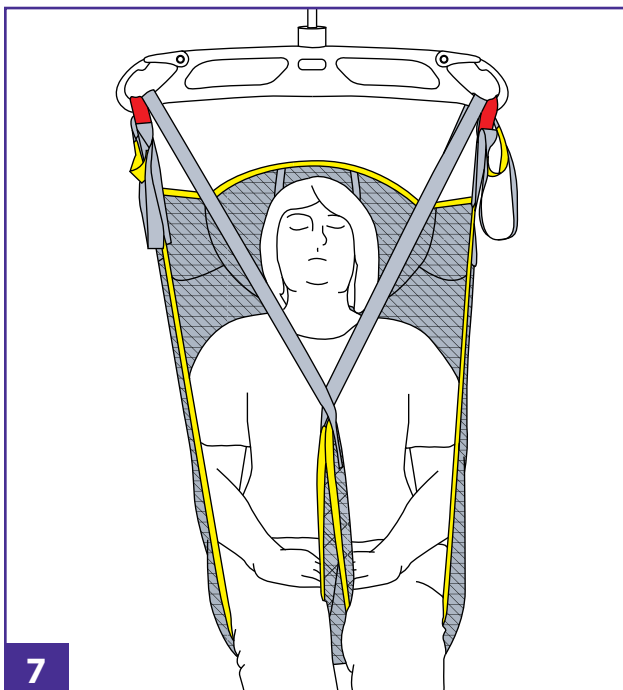
Sling Application Continued:



Once the sling has been fitted correctly to your patient attach the appropriate shoulder & leg strap loops to the spreader bar on lift. Color coding on the pick up loops are provided for ease of reference and position. Ensure all straps are attached securely.



If head support is provided, adjust the head support strap to a suitable position. Ensure the head support cradles the patient's head with the maximum support possible.



You can now begin the transfer.

NOTE: Once the sling takes the weight of the patient you may need to re-adjust the position of the sling for the patient's comfort. Lower the patient back onto the chair/bed to make any adjustments before continuing the transfer.

Never attempt to hoist your patient from a supine position unless a head support is fitted to the sling.



General Instructions:

The Universal Sling is designed for a general purpose transfer from a recumbent or seated position

The patient must be assessed by a competent person who is fully trained in the suitability, application and fitting of the sling.

Carers should always be trained in the use of lifts and slings. Correct sizing of a sling is important, if in any doubt consult your Moving and Handling Advisor.

Service Label & Sling Checks:

All products should be checked each time they are used for any signs of deterioration.

Please Check:

- braiding/straps for deterioration and fraying
- material for holes/snagging
- compatibility with the Lift
- safe working load of both the lift and sling /product (if applicable)
- label is legible

Remove from use immediately if there are any signs of deterioration to the sling or straps or the label is illegible.

The Service Label is a visual indicator of when the 6-monthly or annual lift inspection has been completed.

Washing Guidelines:

- Follow laundry temperatures for washing and drying detailed on the product label.
- Always ensure that all Hook & Loop fastenings are fully closed before washing.
- All products should be laundered using non-biological detergents.
- DO NOT IRON

Product Care:

- Ensure that any Hook & Loop fastenings are closed when not in use. This will prevent unnecessary snagging of the sling material and prevent clogging of the Hook & Loop.
- Launder regularly.
- Store products in a suitable dry clean place.
- Silvalea will accept no liability for any additions/adaptations made to our products that have NOT been carried out by ourselves. Doing so may cause serious injury or death to the patient.

Drying Guidelines:

- Follow the recommended drying temperatures as stated on product label.
- Overheating a textile product can cause deterioration in the material components.
- Do not place the product on a convactor heater or steam pipes.



SWL 272kg/600lb/42st

For sizing guides and images of this product please visit **www.silvaleaslings.com**
and for further assistance, contact your Silvalea distributor



Silvalea Ltd silvalea.com
Silverhills Buildings. Decoy Ind. Estate, Newton Abbot, Devon, TQ12 5LZ. UK



Distributed by Span-America
Span-America; Span Medical Products Canada: spanamerica.com



Distributed by Savaria: savaria.com / patientcarelifts.com



ADVENA Ltd. Tower Business Centre, 2nd Floor, Tower Street, Swatar, BKR 4013. Malta

